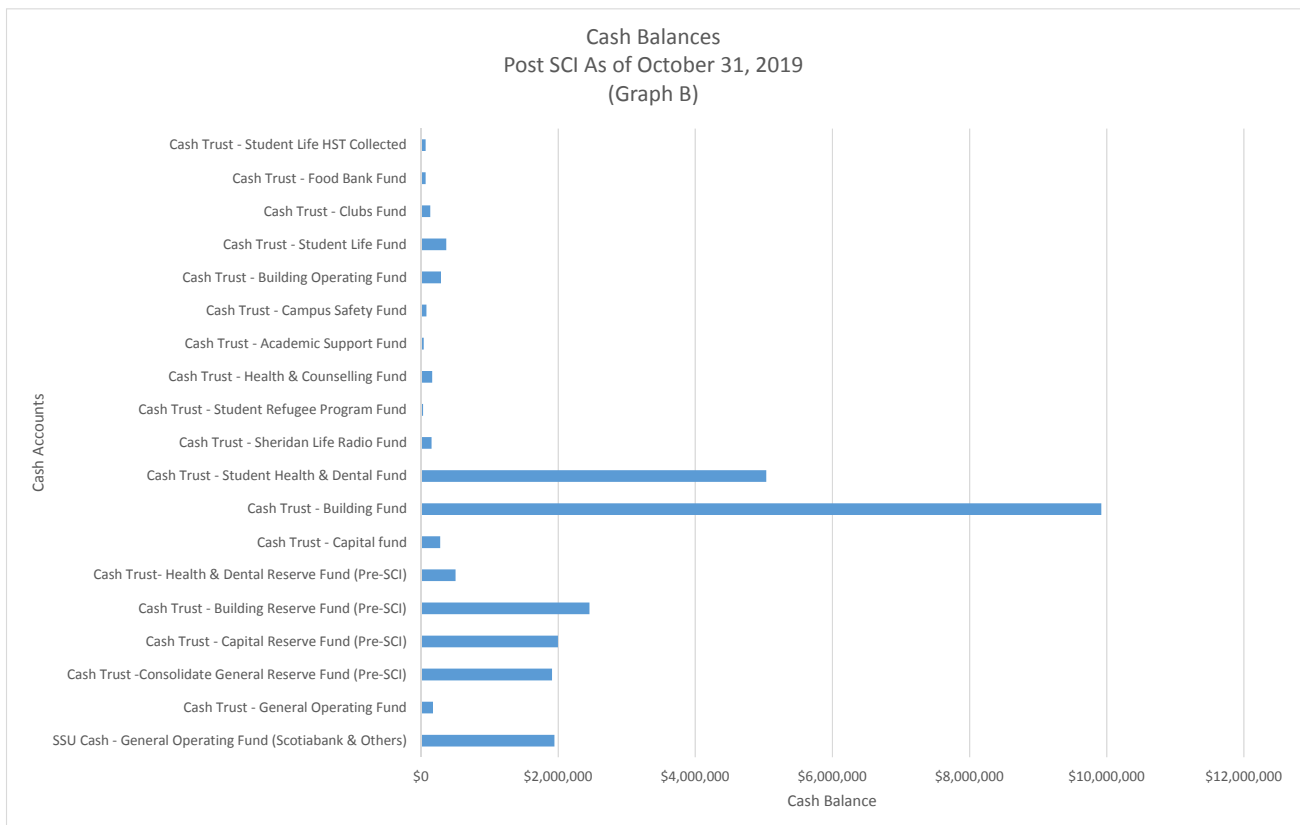
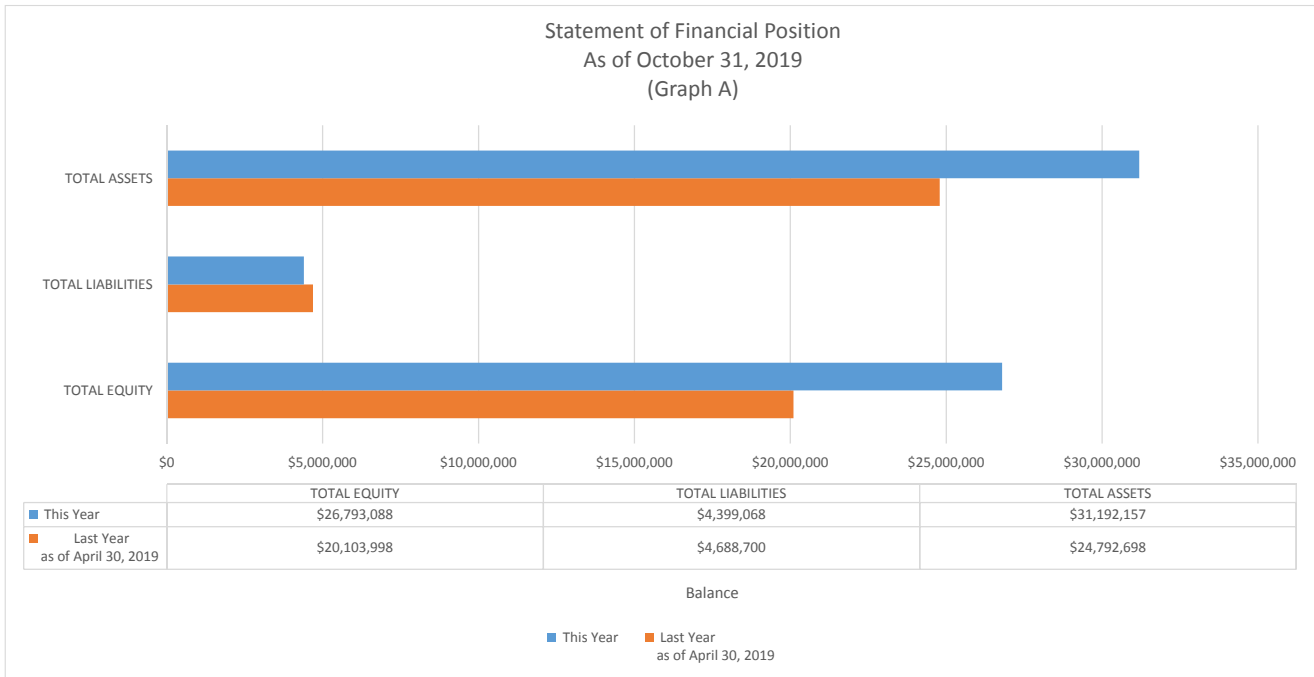
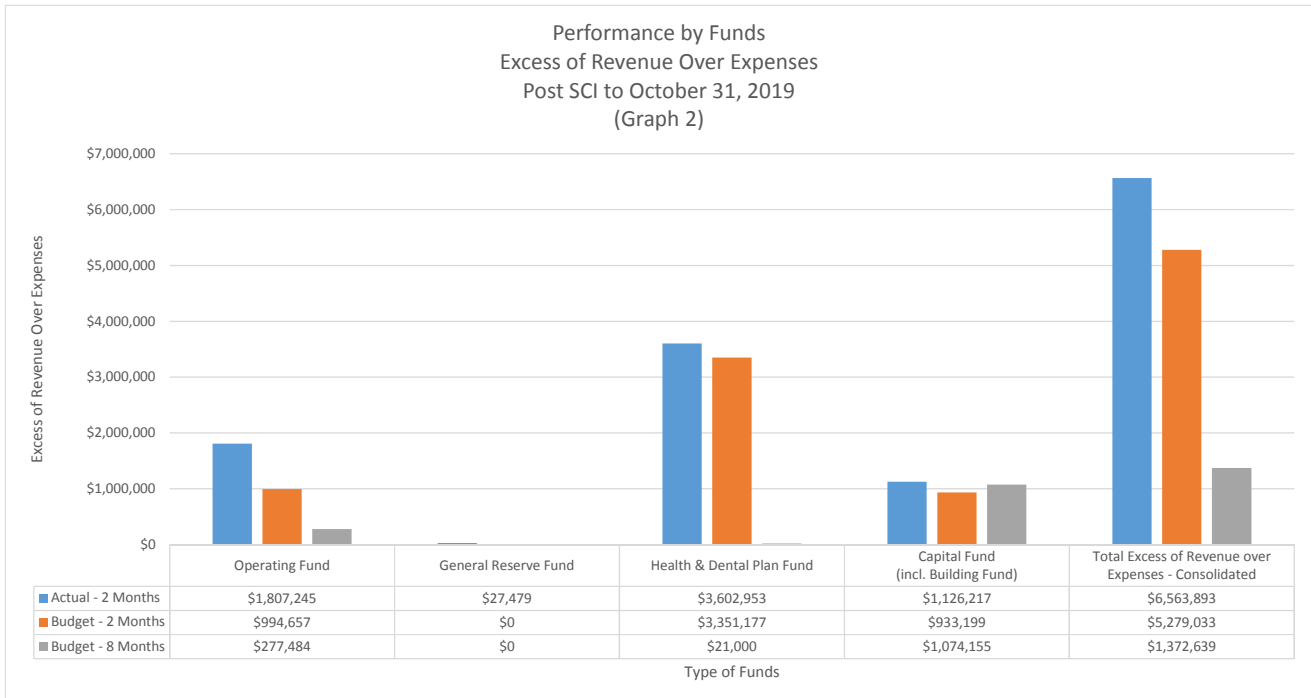
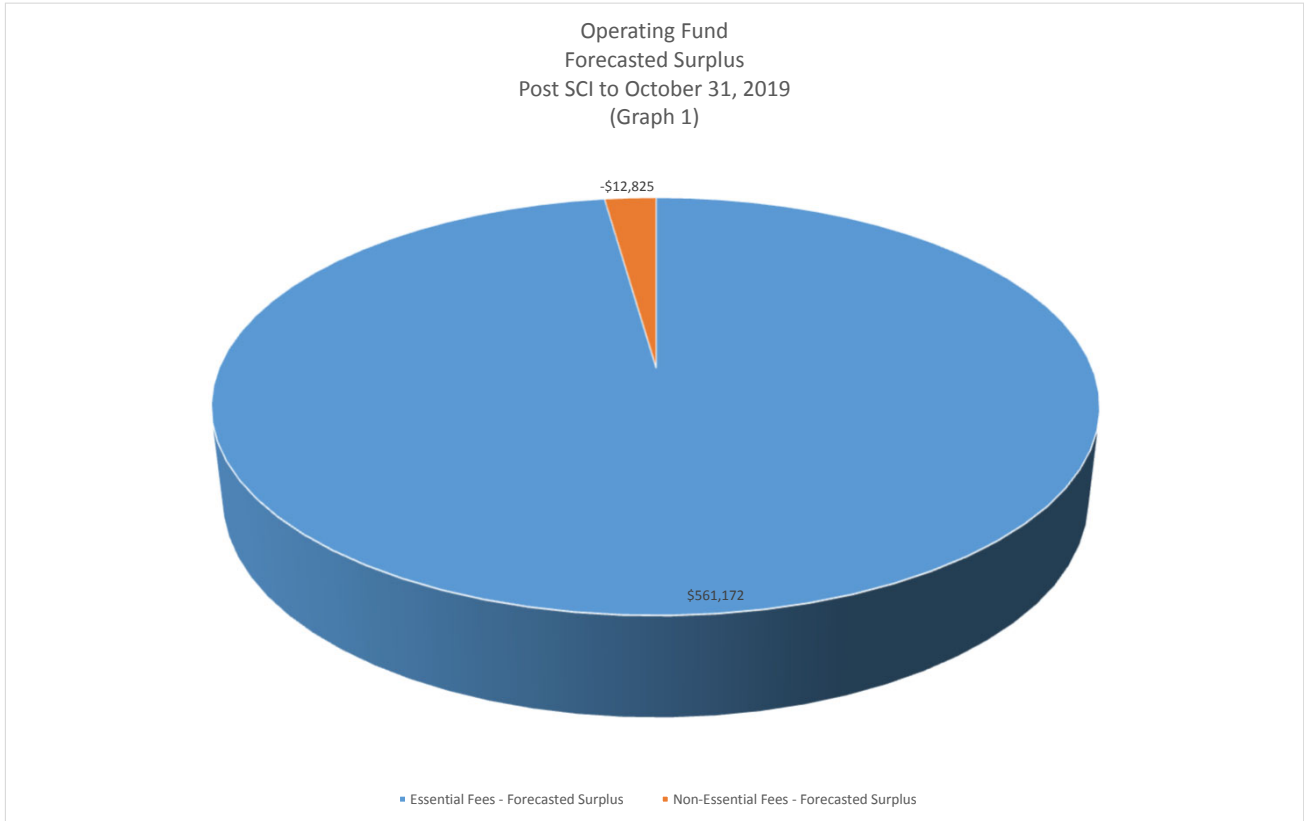


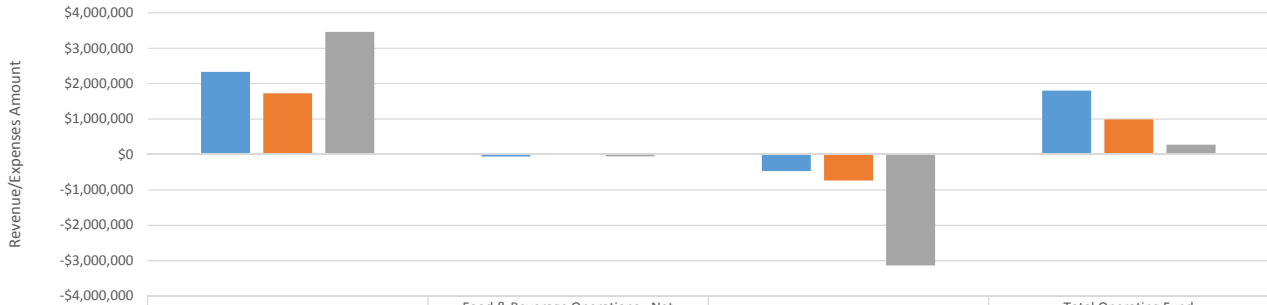
Sheridan Student Union Inc.
Balance Sheet - Graphs
As of October 31, 2019



**Sheridan Student Union Inc.
Income Statement - Graphs
Post SCI to October 31, 2019**



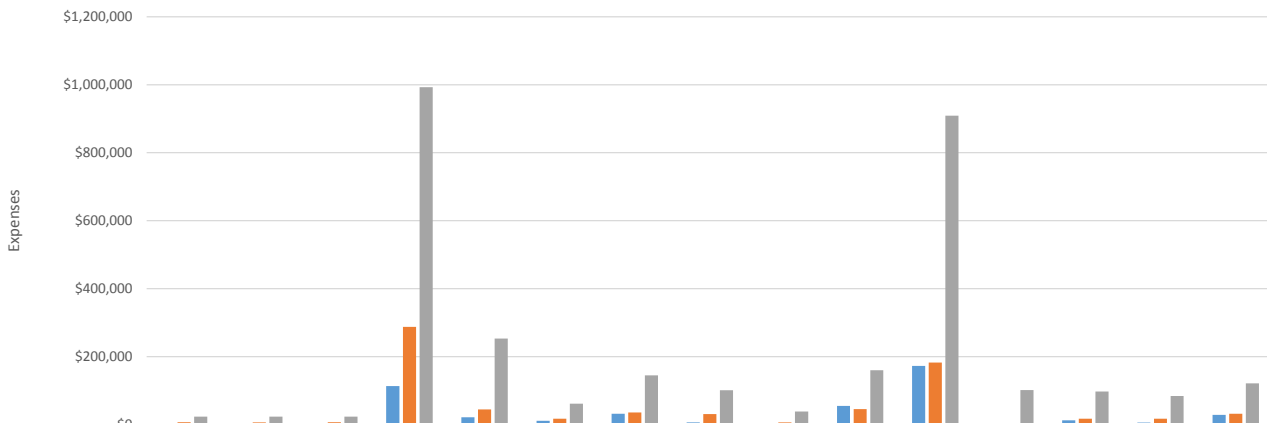
Operating Fund
Factors Contributing to Excess of Revenue Over Expenses
Post SCI to October 31, 2019
(Graph 3)



| | Operating Student Fee Revenue | Food & Beverage Operations - Net Income/(Loss) | Operating Expenses (excl. F&B) | Total Operating Fund - Excess of Revenue over Expenses |
|-------------------|-------------------------------|--|--------------------------------|--|
| Actual - 2 Months | \$2,333,453 | -\$56,902 | -\$469,307 | \$1,807,245 |
| Budget - 2 Months | \$1,731,737 | -\$1,647 | -\$735,433 | \$994,657 |
| Budget - 8 Months | \$3,463,479 | -\$52,747 | -\$3,133,249 | \$277,484 |

Operating Fund Revenue & Expenses

Operating Fund
Expenses by Departments
Post SCI to October 31, 2019
(Graph 4)



| | TRC Executive | Davis Executive | HMC Executive | Facility | Services | Safewalk | Clubs | Election | Leadership & Engage | Events - net exp. | GM General - net exp. | Board | HR | President | Marketing |
|-------------------|---------------|-----------------|---------------|-----------|-----------|----------|-----------|-----------|---------------------|-------------------|-----------------------|-----------|----------|-----------|-----------|
| Actual - 2 Months | \$2,617 | \$3,636 | \$3,264 | \$113,152 | \$21,394 | \$10,889 | \$31,578 | \$6,343 | \$3,095 | \$54,632 | \$172,674 | \$0 | \$12,343 | \$5,450 | \$28,241 |
| Budget - 2 Months | \$6,433 | \$6,305 | \$6,434 | \$287,362 | \$44,507 | \$16,927 | \$35,148 | \$30,527 | \$6,150 | \$45,106 | \$182,486 | \$3,220 | \$16,975 | \$16,994 | \$31,733 |
| Budget - 8 Months | \$23,170 | \$23,170 | \$23,170 | \$992,755 | \$253,236 | \$61,500 | \$144,715 | \$101,000 | \$38,000 | \$159,884 | \$909,198 | \$101,289 | \$97,133 | \$83,836 | \$121,191 |

Departments